

## Digital Stars Eurozone - JCC share class

Compartment of Digital Funds, a Luxembourg SICAV  
ISIN LU2475696774

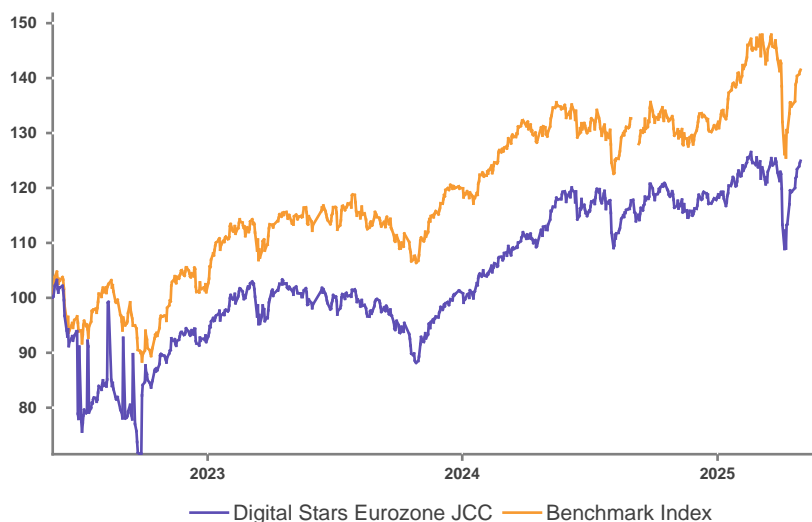
April 2025



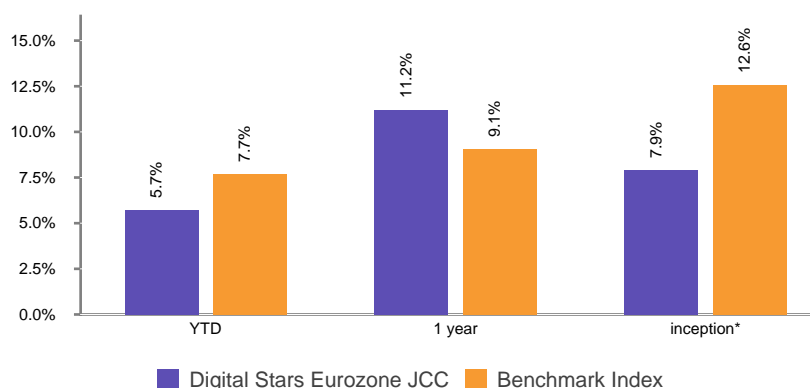
### PERFORMANCE AND RISKS

Past performance does not predict future results. Sources: Chahine Capital, FactSet

#### EVOLUTION OF THE NAV (IN EUR)



#### ANNUALISED PERFORMANCE AS OF 30/04/2025



\* Only performances over 1 year are annualised.

#### RISK STATISTICS

	1 year	3 years	5 years	10 years	Since Inception
Beta <sup>1</sup> vs. Benchmark index	0.89	0.90	0.90	-	0.90
Fund volatility <sup>2</sup>	16.5 %	14.6 %	14.6 %	-	14.6 %
Index volatility <sup>2</sup>	15.9 %	13.6 %	13.6 %	-	13.6 %
Sharpe ratio <sup>3</sup>	0.68	0.73	0.73	-	0.73
Tracking error <sup>4</sup>	6.8 %	6.3 %	6.3 %	-	6.3 %

#### MONTHLY PERFORMANCE

30/04/2025	YTD	2024	2023	2022	2021	2020	2019	2018	2017	2016	2015	Since Inception* (annualised)
Digital Stars Eurozone JCC	+5.7%	+16.9%	+10.0%	-8.0%	-	-	-	-	-	-	-	+7.9%
Benchmark	+7.7%	+9.5%	+18.8%	+1.1%	-	-	-	-	-	-	-	+12.6%

\* Since inception of Digital Stars Eurozone JCC : 24/05/2022.

\*\* The MSCI EMU NR has been the benchmark index since 01/10/2019. Until 30/09/2019 it was the MSCI EMU Small Cap.

### PROFILE AND OBJECTIVE

A diversified, actively managed portfolio invested in all market capitalisations. The investment universe is comprised of about 700 eurozone stocks. The objective is to generate long-term capital gains and outperform eurozone markets using a quantitative model to identify "Star" companies. The fund seeks to limit the environmental, social and governance impacts of its investments and to promote securities least exposed to ESG risks. There is no guarantee that the investment objective will be achieved or that there will be a positive return on investment.

### KEY RISKS

The fund invests in stocks of all capitalisations, belonging to different sectors and can undergo significant fluctuations in value. Small and mid-cap stocks can be more volatile and more difficult to trade than large-cap stocks. The Fund offers no capital guarantees, so the investor risks losing all of his/her initial investment. A portion of the fund is invested in instruments that can be difficult to trade and whose prices may vary depending on market conditions. The use of OTC instruments exposes the fund to a low risk of counterparty default.

### FUND FEATURES

Launch :	01/10/2018
Currency :	EUR
Assets :	EUR 13.8 Mio
Profile :	All-Cap
Benchmark :	MSCI EMU NR**
Valuation :	Daily
Cut-off :	3:00 p.m., in Luxembourg
SFDR Classification :	Article 8
PEA eligibility :	Yes
Investment horizon :	5 years
Labeling :	LuxFLAG ESG, Label ISR

### SHARE CLASS FEATURES

Launch :	24/05/2022
Currency :	EUR
NAV at 30/04/2025 :	124.95
Ongoing charge :	0.36 % (including fixed management fees: 0.00 % )
Performance fee :	15% of outperformance relative to the benchmark MSCI EMU NR**
Max. entry fees :	0.00 %
Max. exit fees :	0.00 %



**CHAHINE CAPITAL**  
PERFORMANCE ENGINEERING

PERFORMANCE BREAKDOWN FROM 31/03/2025 TO 30/04/2025

BEST CONTRIBUTORS\*

	1 month return	1 month contribution
Siemens Energy AG	+25.4%	+0.7%
Neinor Homes SA	+13.3%	+0.3%
Puulo Oyj	+10.3%	+0.3%
Grenergy Renovables S.A	+23.5%	+0.3%
OVH Groupe SAS	+56.1%	+0.3%

WORST CONTRIBUTORS\*

	1 month return	1 month contribution
ANIMA Holding S.p.A.	-13.2%	-0.3%
VusionGroup	-10.4%	-0.2%
Erste Group Bank AG	-6.7%	-0.2%
De'Longhi S.p.A.	-12.3%	-0.2%
Nokia Oyj	-9.3%	-0.1%

BY SECTOR

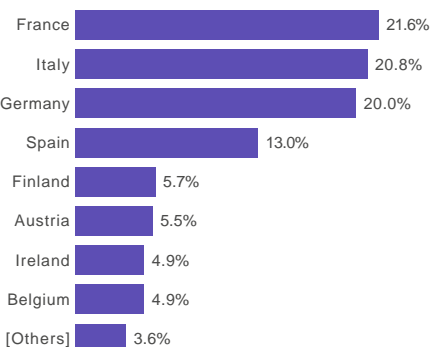
	Average weight	Return	Contribution
Industrials	+15.3%	+6.6%	+1.0%
Consumer Discretionary	+18.7%	+4.4%	+0.8%
Utilities	+5.4%	+10.9%	+0.6%
Communication Services	+6.2%	+4.5%	+0.3%
Information Technology	+9.6%	+2.1%	+0.2%
Real Estate	+6.1%	+3.1%	+0.2%
Financials	+32.8%	+0.4%	+0.1%
Materials	+0.7%	+1.8%	0.0%
Consumer Staples	0.0%	0.0%	0.0%
Health Care	+5.4%	-0.0%	-0.0%
<b>Total</b>	<b>+100.0%</b>	<b>+3.2%</b>	<b>+3.2%</b>

Past performance does not predict future results.  
Sources: Chahine Capital, FactSet

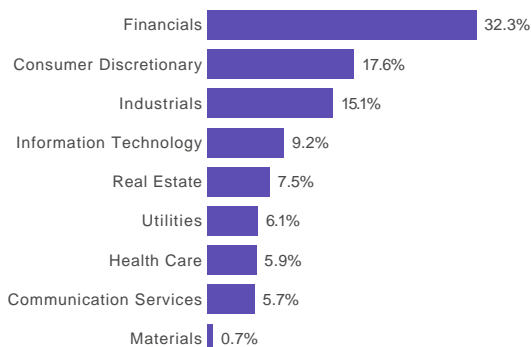
ASSET ALLOCATION AS OF 30/04/2025

Sources : Chahine Capital, FactSet

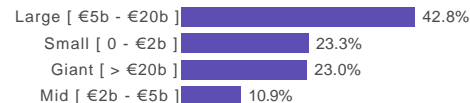
BY COUNTRY\*



BY SECTOR\*



BY MARKET CAPITALISATION\*



TOP HOLDINGS\*

Issuer	Weight
BPER Banca S.p.A.	3.4%
Euronext NV	3.2%
Banco BPM SpA	3.2%
Ackermans & van Haaren NV	3.2%
Siemens Energy AG	3.1%

ESG INDICATORS

	Portfolio	Index
ESG Rating	NaN	NaN
Carbon Footprint (tCO2/M€)	15.4	75.3

STRUCTURE AND MANAGEMENT

Managers :	Aymar de Léotoing, Alexandre Morlot
Location :	Luxembourg
Management company :	J.Chahine Capital
Legal form :	Luxembourg SICAV
Depository :	UBS Europe SE (Lux. branch)
Transfer agent :	Northern Trust Global Services SE
Administrator :	Northern Trust Global Services SE
Auditor :	PwC Luxembourg
Registration :	Luxembourg.

The carbon footprint measures greenhouse gas emissions linked to portfolio investments based on an investment of EUR 1 million. Source: Sustainalytics, RepRisk

\*Portfolio allocation data is illustrative and subject to change.  
There is no incentive to promote direct investment in the instruments mentioned.

## WARNING, IMPORTANT INFORMATION

This document is a promotional document (the "Document").

For the purposes of the Document, the "Fund" refers to the sub-fund of the fund referred to at the top of the first page and the "Share" refers to the share of the investment company. The Document is published by the Fund's management company, J.Chahine Capital S.A. (the "Management Company"), domiciled at 10-12 boulevard Franklin D. Roosevelt, L-2450 Luxembourg (Grand Duchy of Luxembourg), approved and regulated by the Commission de Surveillance du Secteur Financier [Financial Sector Supervisory Commission] ("CSSF").

The Fund is a sub-fund of Digital Funds, an investment company with variable capital governed by Luxembourg law (the "SICAV"), approved and supervised by the CSSF. The SICAV is an umbrella-type investment company comprising several sub-funds, each sub-fund being an Undertaking for Collective Investment in Transferable Securities ("UCITS"). The SICAV is governed by the provisions of Part I of the Law of 17 December 2010 on UCITS, under the governance of European Directive 2009/65/EC. The SICAV is registered in the Luxembourg Trade and Companies Register under reference B0066323. The Document does not constitute an offer or an invitation to subscribe. Past performance is not a reliable indication of future performance. Exchange rate fluctuations can influence the value of an investment, either upwards or downwards.

The list of countries in which the Fund is authorised for marketing is available at [www.chahinecapital.com](http://www.chahinecapital.com). The Management Company may at any time decide to suspend marketing of the Fund in one or more jurisdictions.

The Fund prospectus (the "Prospectus") and the Key Investor Information Document (the "KIID") must be read before any decision is taken to invest in the Fund. These documents, as well as the latest half-yearly and annual reports, are available free of charge upon request to the Management Company, at [www.chahinecapital.com](http://www.chahinecapital.com) or through the local facilities listed below. Investors are also strongly advised to carefully read the risk warnings and regulations in the prospectus, and to seek advice from financial and tax advisers.

In accordance with Article 93 bis of Directive 2009/65/EC and Article 32 bis of Directive 2011/61/EU, the Management Company has the option of suspending the marketing of all or part of the Shares of the SICAV by means of an ad-hoc communication as provided for by law. The information contained in this document has been obtained from sources deemed reliable. However, the Management Company cannot guarantee either the accuracy or the comprehensive nature of such information. The information included in this Document was calculated on the date of the report shown on the first page. This Document may be amended at any time without prior notice.

MSCI information is proprietary information owned by MSCI Inc. and/or its subsidiaries. MSCI information is provided as is. The MSCI EMU Index reflects the representation of large and mid-caps of 10 developed countries in the Eurozone.

For more information, please consult the following links:

- <https://www.msci.com/documents/10199/51473645-5d10-4e45-bf60-c51cff530f69>
- <https://www.msci.com/index-methodology>
- <https://www.msci.com>

Any claim may be sent free of charge to the Management Company, to the Claims Processing Department, 10-12 boulevard Franklin D. Roosevelt, L-2450 Luxembourg (Grand Duchy of Luxembourg), or to your distributor. A summary of investor rights is available at [www.chahinecapital.com](http://www.chahinecapital.com) at: <https://chahinecapital.com/reglementation/documents-reglementaires>

No part of this document may be reproduced, copied or redistributed without the prior written consent of the Management Company.

## FACILITIES FOR INVESTORS RESIDING IN A MEMBER STATE OF THE EUROPEAN UNION (EU) OR EUROPEAN ECONOMIC AREA (EEA) IN WHICH THE FUND IS MARKETING

Subscription, redemption and/or switch orders may be placed with (i) your bank, financial intermediary or distributor, (ii) the Transfer Agent Northern Trust Global Services SE, 10, rue du Château d'Eau, L-3364 Leudelange, or (iii) the Management Company.

All information relating to the subscription, redemption, switch or dividend payment procedure is available at [www.chahinecapital.com](http://www.chahinecapital.com)

### For investors residing in Germany:

The information agent in Germany is UBS Deutschland AG, Bockenheimer Landstrasse 2-4, D-60306 Frankfurt am Main, tel. +49 69 21790, email [sh-ubs-pb-gre@ubs.com](mailto:sh-ubs-pb-gre@ubs.com).

For investors residing in Austria:

The paying agent and information centre in Austria is Erste Bank der österreichischen Sparkassen AG, Am Belvedere 1, A-1100 Vienna - email: [foreignfunds0540@erstebank.at](mailto:foreignfunds0540@erstebank.at).

### For investors residing in Spain:

The representative agent in Spain ALLFUNDS BANK, S.A., Calle de los padres Dominicos, 7 28050 Madrid, tel. +34 912 74 64 00.

### For investors residing in France:

The centralising correspondent in France is CACEIS, 89-91 rue Gabriel Péri, F-92120 Montrouge, tel. +33 1 57 78 20 30.

### For investors residing in Italy:

The representative agent in Italy is the bank Intesa San Paolo S.p.A, Piazza San Carlo, 156, IT-10121 Turin, tel. +39 011 8019200.

### For investors residing in Sweden:

The paying agent in Sweden is MFEX Mutual Funds Exchange AB, Grev Turegatan 19 114 38 Stockholm, tel. + 46 (0) 8-559 036 40, email [info@mfex.com](mailto:info@mfex.com).

## FACILITIES FOR INVESTORS RESIDING IN SWITZERLAND

The Fund is marketed as a public offering to any type of investor in Switzerland on the basis of Article 120 of the Loi sur les Placements Collectifs de Capitaux [Collective Investment Schemes Act] ("LPCC"). The prospectus, key investor information, articles of association, half-yearly and annual reports for Swiss investors can be obtained free of charge from the Swiss representative, Carnegie Fund Services S.A., 11 rue du Général-Dufour in CH-1204 Geneva, tel. +41 22 705 11 77, website [www.carnegie-fund-services.ch](http://www.carnegie-fund-services.ch). The paying agent in Switzerland is UBS Switzerland AG, Bahnhofstrasse 45, 8001 Zürich, tel. +41 44 234 11 11.

## FACILITIES FOR INVESTORS RESIDING IN THE UNITED ARAB EMIRATES

The representative agent in the United Arab Emirates [sic] is Bonnard Lawson Dubai Branch, Al Habtoor Business Tower, office 2501, Dubai Marina UAE, tel. +971 4 568 3100, email [dubai@bonnard-lawson.com](mailto:dubai@bonnard-lawson.com).

## FACILITIES FOR INVESTORS RESIDING IN THE UNITED KINGDOM

Facilities in the United Kingdom are provided by Chahine Capital, The Homestead, Bullbeggars Lane, Woking, Surrey, GU21 4SQ, tel. +44 (0) 7973 236084, email [ukoffice@chahinecapital.com](mailto:ukoffice@chahinecapital.com).

## LABEL

The LuxFLAG ESG label for the Digital Stars Eurozone JCC fund is valid until 31 December 2025. The LuxFLAG ESG label does not guarantee any protection for investors. LuxFLAG cannot be held responsible for the financial performance of Digital Stars Eurozone JCC. The SRI label is valid until 31 December 2025.

## GLOSSARY

<sup>1</sup> Beta is a relative risk indicator that measures the sensitivity of one financial asset to another asset, usually a market index.

<sup>2</sup> Volatility measures the magnitude of changes in the price of a financial asset. More specifically, this is the annualised standard deviation of the profitability of the asset in question.

<sup>3</sup> The Sharpe ratio is a risk-adjusted performance indicator.

Tracking error is the measure of the relative risk taken by a fund in relation to its benchmark index. It is calculated as the annualised standard deviation of a fund's performance compared to its benchmark index.

Outperformance fee: a fee that may be received by the management company in the event of performance greater than that of the Fund's benchmark index. Refer to the Fund prospectus for detailed information and examples regarding the method for calculating this fee.



Find the latest news on  
Digital Funds on our  
website.

[www.chahinecapital.com](http://www.chahinecapital.com)



**CHAHINE CAPITAL**  
PERFORMANCE ENGINEERING